

Oakland Measure Y 2011-2012

Youth Comprehensive Services

California Youth Outreach JJC/OUSS Wraparound Services

n=32

Clients Arrested					
Time Period	Violent Offense	Other Offense (non-Technical)	Violent or Other Offense (non-Technical)	Technical Violation of Probation/Parole	No Arrest
5 Years Pre-Program	31%	91%	100%	38%	0%
1 Year Pre-Program	19%	72%	84%	31%	6%
1 Year Post Program	13%	28%	38%	41%	50%

Clients Convicted					
Time Period	Violent Offense	Other Offense (non-Technical)	Violent or Other Offense (non-Technical)	Technical Violation of Probation/Parole	No Conviction (Arrest & No Arrest)
5 Years Pre-Program	19%	84%	97%	28%	0%
1 Year Pre-Program	3%	13%	16%	16%	69%
1 Year Post Program	0%	0%	0%	19%	81%











East Bay Agency for Children JJC/OUSS Wraparound Services

n=40

Clients Arrested					
Time Period	Violent Offense	Other Offense (non-Technical)	Violent or Other Offense (non-Technical)	Technical Violation of Probation/Parole	No Arrest
5 Years Pre-Program	38%	68%	98%	28%	0%
1 Year Pre-Program	23%	60%	83%	28%	8%
1 Year Post Program	13%	30%	38%	50%	40%























Oakland Measure Y 2011-2012

Clients Convicted					
Time Period	Violent Offense	Other Offense (non-Technical)	Violent or Other Offense (non-Technical)	Technical Violation of Probation/Parole	No Conviction (Arrest & No Arrest)
5 Years Pre-Program	28% 	65% 	90% 	13% 	8% 
1 Year Pre-Program	13%	18%	30%	8%	63%
1 Year Post-Program	5% 	10% 	15% 	15% 	73% 

East Bay Asian Youth Center JJC/USD Wraparound Services

n=104

Clients Arrested					
Time Period	Violent Offense	Other Offense (non-Technical)	Violent or Other Offense (non-Technical)	Technical Violation of Probation/Parole	No Arrest
5 Years Pre-Program	38% 	82% 	95% 	28% 	4% 
1 Year Pre-Program	20%	48%	63%	21%	26%
1 Year Post Program	10% 	21% 	25% 	38% 	54% 

Clients Convicted					
Time Period	Violent Offense	Other Offense (non-Technical)	Violent or Other Offense (non-Technical)	Technical Violation of Probation/Parole	No Conviction (Arrest & No Arrest)
5 Years Pre-Program	24% 	72% 	88% 	19% 	12% 
1 Year Pre-Program	4%	9%	13%	9%	79%
1 Year Post-Program	1% 	7% 	8% 	10% 	84% 

Oakland Measure Y 2011-2012

The Mentoring Center JJC/OUSD Wraparound Services

n=32

Clients Arrested					
Time Period	Violent Offense	Other Offense (non-Technical)	Violent or Other Offense (non-Technical)	Technical Violation of Probation/Parole	No Arrest
5 Years Pre-Program	44%	81%	97%	19%	3%
1 Year Pre-Program	19%	63%	81%	16%	9%
1 Year Post Program	9%	19%	28%	31%	50%











Clients Convicted					
Time Period	Violent Offense	Other Offense (non-Technical)	Violent or Other Offense (non-Technical)	Technical Violation of Probation/Parole	No Conviction (Arrest & No Arrest)
5 Years Pre-Program	25%	66%	78%	19%	19%
1 Year Pre-Program	6%	28%	34%	9%	56%
1 Year Post-Program	0%	3%	3%	9%	88%

Youth UpRising JJC/OUSD Wraparound Services

n=40











Clients Arrested					
Time Period	Violent Offense	Other Offense (non-Technical)	Violent or Other Offense (non-Technical)	Technical Violation of Probation/Parole	No Arrest
5 Years Pre-Program	40%	83%	98%	40%	3%
1 Year Pre-Program	23%	68%	78%	35%	8%
1 Year Post Program	5%	23%	25%	50%	45%










Oakland Measure Y 2011-2012

Clients Convicted					
Time Period	Violent Offense	Other Offense (non-Technical)	Violent or Other Offense (non-Technical)	Technical Violation of Probation/Parole	No Conviction (Arrest & No Arrest)
5 Years Pre-Program	30% 	75% 	95% 	25% 	5% 
1 Year Pre-Program	8%	18%	25%	18%	60%
1 Year Post-Program	0% 	5% 	5% 	13% 	83% 

Youth Employment Partnership After School Employment

n=61

Clients Arrested					
Time Period	Violent Offense	Other Offense (non-Technical)	Violent or Other Offense (non-Technical)	Technical Violation of Probation/Parole	No Arrest
5 Years Pre-Program	39% 	74% 	97% 	28% 	2% 
1 Year Pre-Program	11%	43%	52%	21%	36%
1 Year Post Program	5% 	10% 	13% 	16% 	74% 

Clients Convicted					
Time Period	Violent Offense	Other Offense (non-Technical)	Violent or Other Offense (non-Technical)	Technical Violation of Probation/Parole	No Conviction (Arrest & No Arrest)
5 Years Pre-Program	30% 	70% 	92% 	18% 	7% 
1 Year Pre-Program	2%	11%	13%	10%	77%
1 Year Post-Program	0% 	0% 	0% 	0% 	100% 